

Your partner:

Enquiry Order

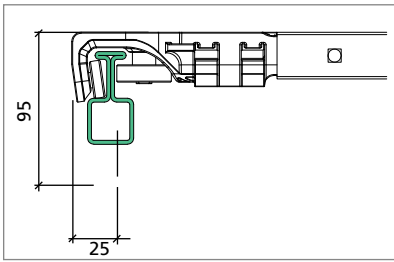
Reference no. (Customer)

Customer no.:	<input type="text"/>	Order address:	<input type="text"/>
Customer:	<input type="text"/>		<input type="text"/>
Contact person:	<input type="text"/>	Delivery address:	<input type="text"/>
Telephone:	<input type="text"/>		<input type="text"/>
E-mail:	<input type="text"/>	Requested delivery date:	<input type="text"/>

Edscha TS VP-Profi Roof

Basic roof components

VP-Profi



DB-design (see page 10)
reinforced according to EN 283
Suitable for intermodal transport and tested by Deutsche Bahn German Railways

Piece
Quantity of roofs with identical parameters

Body length: * m

Roof without rail frame
 Additional partition in accordance with the joint package
(for the maximum, barrier-free loading area)
Including diagonal supports (*strut and strut bearing*)

Both-sided movable

Standard body width: 2550 mm

Discrepant width, Special issue mm

Standard End Carriage with automatic adjustment mechanism:
 with locking assembly 1 x 700 N per side
 without locking assembly 1 x 1000 N per side
(for gantry beam >30 kg - < 50 kg)

End Carriage Small with automatic adjustment mechanism
1 x 700 N per side:
 with locking assembly without locking assembly

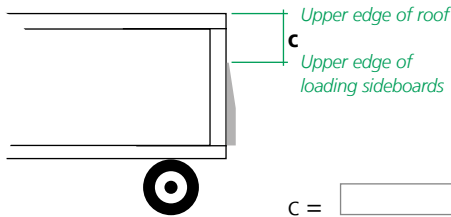
* after dimensional drawing (see next page)

Necessary construction components for rear Components are in reference to standard body width 2550 mm

VP-Standard without rear end

TailWing (see page 14)
 TailWing VP (400-900)
 TailWing VP (901-1200)

Gantry beam (see page 12)
H: 130 mm



End bow (see page 12)

Rear end adapter
including screws and screw nuts (see page 12)

c = mm

With customer specific gantry beams (see page 12)

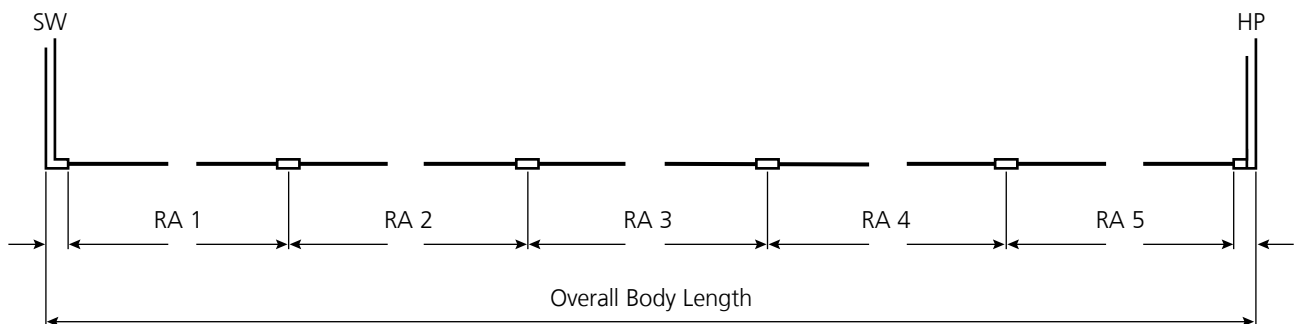
< 25 kg End running section Standard
 ≥ 25 kg End running section (reinforced)

Construction Kit TailWing ≤2600 mm mm (see page 14)
 TailWing VP (400-900) TailWing VP (901-1200)

Optional construction components Components are in reference to standard body width 2550 mm

- Diagonal supports** (*strut and strut bearing*) (see page 16)
- Top coupling** (see page 16)
- Front frame plate** (see page 16)
- Extra spacing according to joint package** (see page 17)
- Extra spacing according to joint package DB** (see page 17)
- VP-Profi without front end**
- Options for both-sided moving** (see page 16)
 - Standard End Carriage** with automatic adjustment mechanism:
 - with locking assembly 1 x 700 N per side
 - without locking assembly 1 x 1000 N per side (for gantry beam >30 kg - < 50 kg)
 - End Carriage Small** with automatic adjustment mechanism 1 x 700 N per side:
 - with locking assembly without locking assembly
- Gantry beam / End bow front**
 - Gantry beam 130
 - End bow
 - Compensating joint *Slidable on both sides*
 - Customer solution (additional locking necessary)
 - < 25 kg
 - ≥ 25 kg
- Cable-locking mechanism for clearance on both sides**
- Additional locking end carriage**
- Rear end adapter** including screws and screw nuts

Dimensional drawing



SW = Front Frame
 RA = Pillar distance
 HP = Rear gantry

©All rights are held by European Trailer Systems GmbH, including those for patent applications. All powers of disposal, such as copying and dissemination rights, are held by us. Please note the copyright notice according to DIN ISO 16016!